Perfect Pitch

Decode the ask.
Sharpen the team.
Shape the response.

Start with the brief

Scan the signals / feel the gaps.

Reframe the ask.

Pull what matters.

Guide stance and structure.

Deliver every time.

Two weeks of pitch strategy work in an instant

25 years of comms experience, distilled

Brief decoded before you start

Architected, not guessed

Aligned to risk and ambition

Flow made tangible

Scoped before overreach

May the odds be in your favour.

Unauthorized use, reproduction, or distribution is prohibited.
© 2026 Perfect Pitch. All rights reserved.

Exec Summary

DAYGLOW™ × Monterey CVB
Creative & Media AOR · 23-05-2024
Strategic Pitch Intelligence Report

THE ASK	**Drive overnight stays and premier status.**
THE STAKES	Unify diverse locales under one brand identity.
THE MOMENT	2025. Travel rebounds. Group business returns now.

This Report Will

- Decode the ask behind the ask
- Show where the agency has strategic permission to play
- Clarify how to win, and whether it's winnable at all

Balance growth with local quality of life.

Turn a map of places into a global icon.

Contents

I **Backline**
Effort, and the shape of the work

II **Strategic Fit**
How brief and agency align

III **Undercurrents**
Signals beneath the surface

IV **Context**
The client's world and movement

V **Tempo**
Pace of the brief, client, and culture

VI **Stance**
How to show up and play it

VII **Interpretation**
The brief, made crystal clear

VIII **Creative Voltage**
Sparks, angles, energy zones

IX **Narrative**
A spine you can run with

Backline

Operational scope, effort mapping, delivery structure, risk points, and commercial viability.

What makes a pitch feel effortless, even when it's anything but? The strongest moves are usually invisible. Great work collapses without scaffolding. This is the part you don't see, and the reason the rest works.

Pitch Response Breakdown

The 'pre-game' — what it takes to win the work before any delivery begins.

ROLE	TASKS	ESTIMATED HOURS	NOTES
Strategist	Market analysis, strategic direction, and ROI/KPI framework development.	40–60	Heavy lift to connect diverse locations under one umbrella identity.

ROLE	TASKS	ESTIMATED HOURS	NOTES
Creative Director	Creative strategy, conceptualisation for broadcast and digital, and visual direction.	50–70	Must bridge high-velocity content with traditional broadcast requirements.
Account Director	Proposal orchestration, timeline management, and financial modelling.	30–40	Ensuring strict adherence to the non-proprietary and confidentiality clauses.
Media Planner (Contract)	Drafting the comprehensive media and cooperative plan across global markets.	30–50	External expertise required as this is a known agency capability gap.
Designer/Art Director	Deck production, conceptual mock-ups for print and digital banners.	40–60	High volume of visual evidence needed to prove 'out-of-the-box' thinking.

> The breadth of deliverables necessitates a multi-disciplinary response. Significant effort is allocated to strategy to address the fragmented brand perception.

Pitch Effort Differential

Estimated effort to respond vs. typical pitch of this type.



> The ambition of the brief far exceeds the typical AOR pitch, requiring a disproportionate investment in strategic mapping and media planning.

Delivery Estimate (If Pitch Is Won)

Spot high-load roles to anticipate hiring, burnout risk, or over-dependence.

ROLE	MONTHLY LOAD	TIMELINE	NOTES
Account Manager	60–80	11 months	Primary liaison for MCCVB and external PR/SEO partners.
Strategist	20–30	11 months	Ongoing brand stewardship and performance reporting.
Creative Lead	40–60	11 months	Overseeing production across broadcast, print, and digital.

ROLE	MONTHLY LOAD	TIMELINE	NOTES
Content Producer	80–100	11 months	Executing the integrated content marketing plan and assets.
Media Buyer (Partner)	30–40	11 months	Managing spend and placement across diverse global markets.
Designer	40–60	11 months	Collateral, signage, and digital asset iteration.

> The delivery load is substantial given the global market coverage. The resource mix leans heavily on production to meet the content volume.

Delivery-Strain Differential

Delivery strain vs. typical capacity for a similar brief.

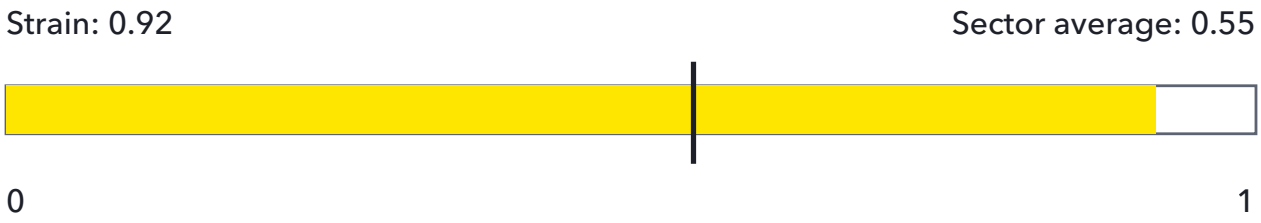

> The workload represents a critical strain, as the deliverables vastly outweigh the provided monthly budget.

Pinch Point Detector

Use this section to pre-negotiate buffer time, clarify workflows, or offer mitigation strategies.

- **Capability Gap: Traditional Media Buying**
  Agency lacks internal broadcast buying expertise, necessitating a third-party partner..
- **Budget-to-Scope Imbalance**
  The monthly retainer is exceptionally low for the volume of global deliverables..
- **Geographic and Temporal Friction**
  Managing a California-based AOR from Singapore introduces significant timezone challenges..

> The primary risk is the disconnect between the AOR expectations and the budget. Reliance on external media partners will further compress margins.

Budget & Efficiency Summary

Are margins defendable? Is the model scalable? Use this to weigh effort vs. income.

Estimated Gross Value: 220,000 USD (11 months)

Estimated Total Effort: 3250 hours

Value/Effort Ratio: 67.69 USD / hour per hour

Confidence Score: 0.85

> The financial return is modest relative to the immense operational lift. This project functions more as a strategic portfolio piece than a profit driver.

Project Efficiency Map

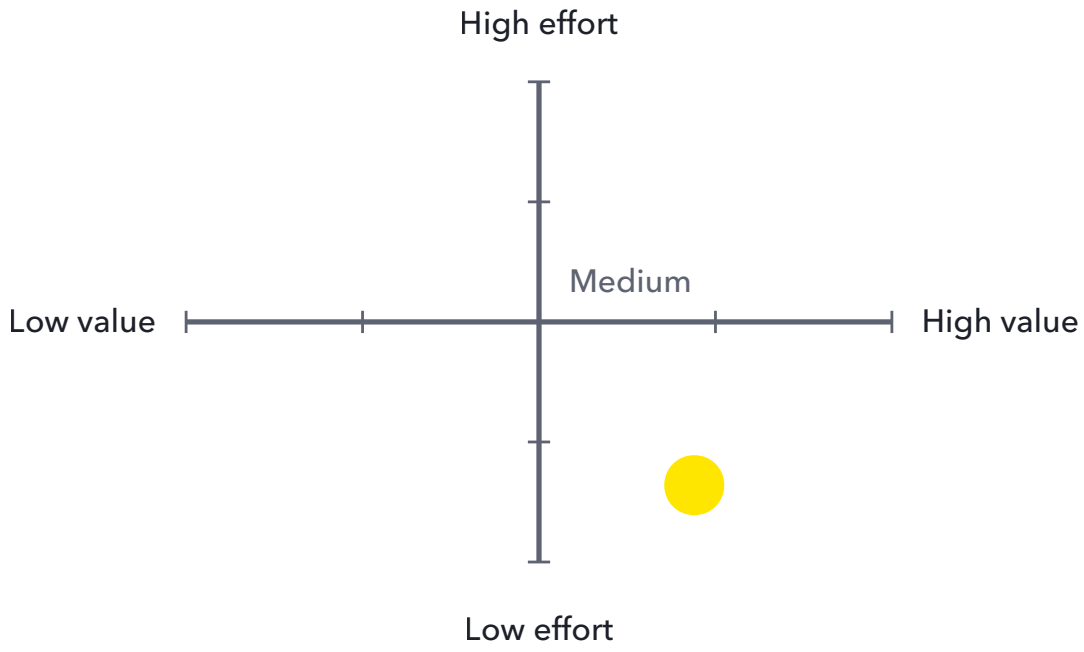

> High strategic value and prestige, but the operational burden is nearly unsustainable.

Backline Summary

> The operational architecture is a high-altitude climb attempted with a dangerously insufficient oxygen supply. The vast gap between the global deliverables and the modest retainer creates a structural fragility that risks immediate team burnout.
>
> We must aggressively outsource the media buying burden to insulate our margins and protect the team's collective sanity. Strengthening these financial and operational boundaries now prevents the agency from collapsing under the weight of an unsustainable mandate.

Strategic Fit

Assesses alignment between client needs and agency offering across capabilities, positioning, and potential.

Why do some pitches sound smart, but feel wrong? Intelligence without alignment is just noise in a better suit. Fit isn't found, it's forged. Through clarity and context. This is where we test the shape of the ask against the shape of your brand.

Key Fit Insights

Use this to show alignment while spotting partial matches that may need narrative reinforcement.

FACTOR	MATCH	COMMENT
Integrated content marketing with measurable ROI	✔	High-velocity newsroom approach and B2B narrative distillation
Multi-market deployment across global territories	✔	Scalable asset iteration and regional content hub management

FACTOR	MATCH	COMMENT
Full-service AOR including broadcast and print media buying	!	Digital-first distribution and social-first amplification
Destination marketing and tourism board experience	◆	B2B professional services and corporate storytelling

> The agency is a powerhouse for content velocity and multi-market scaling. A strategic gap exists in traditional media buying and public sector AOR stewardship.

Agency Fit Spectrum

Scale 0-1, execution = ability to deliver, alignment = shared values, proximity = cultural & temporal.

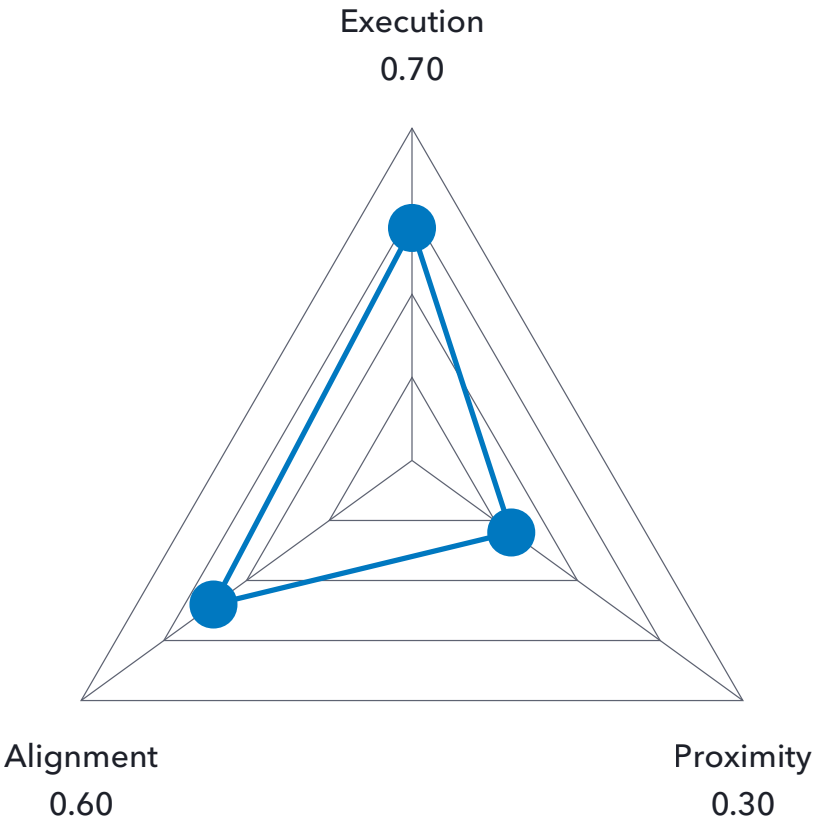

> Position as a modern content engine to disrupt the traditional AOR model, while mitigating the geographic and sector distance.

Strategic Fit Scorecard

A diagnostic lens—where the agency excels, where it stretches, and where gaps may need cushioning.

DIMENSION	SCORE	NOTES
Domain Expertise	2	Strong B2B and Tech pedigree, but limited direct experience in destination marketing.
Delivery Confidence	3	Exceptional at digital production; however, traditional broadcast delivery is a stretch.
Brand Resonance	4	The 'out-of-the-box' creative energy aligns well with the client's desire for innovation.
Strategic Leverage	5	Provides a transformational opportunity to pivot into the high-value tourism sector.
Cultural Alignment	3	Nimble and enthusiastic posture fits, though the Singapore-California axis creates friction.
Multi-Market Scalability	5	Proven ability to iterate assets for diverse regions is a critical competitive edge.

> The agency's creative agility and scaling capabilities are world-class. These strengths must outweigh the lack of industry-specific tenure.

Strategic Fit Score: 22/25

Strategic Fit Confidence: 0.85

Strategic Fit Band: Moderate Strategic Match

Score = client-agency alignment strength.
Confidence = how reliably score is backed by concrete evidence.
Band = decision tier.

Caveats / Risks

Leverage points for honest strategy or scope control.

- **Traditional Media Gap**
  Lack of broadcast/print buying experience may be a deal-breaker for a full AOR mandate.
- **Geographic Distance**
  The time zone difference between Singapore and California may hinder real-time collaboration.
- **Sector Pivot**
  Transitioning from B2B corporate narratives to B2C tourism requires a shift in emotional resonance.

Agency Identity Checkpoint

Use this to reflect on how the opportunity fits into the bigger picture of who you're becoming.

> This win would evolve the agency from a B2B content specialist into a global destination storyteller.

Strategic Fit Quadrant

Where this opportunity sits on the Fit × Value map.

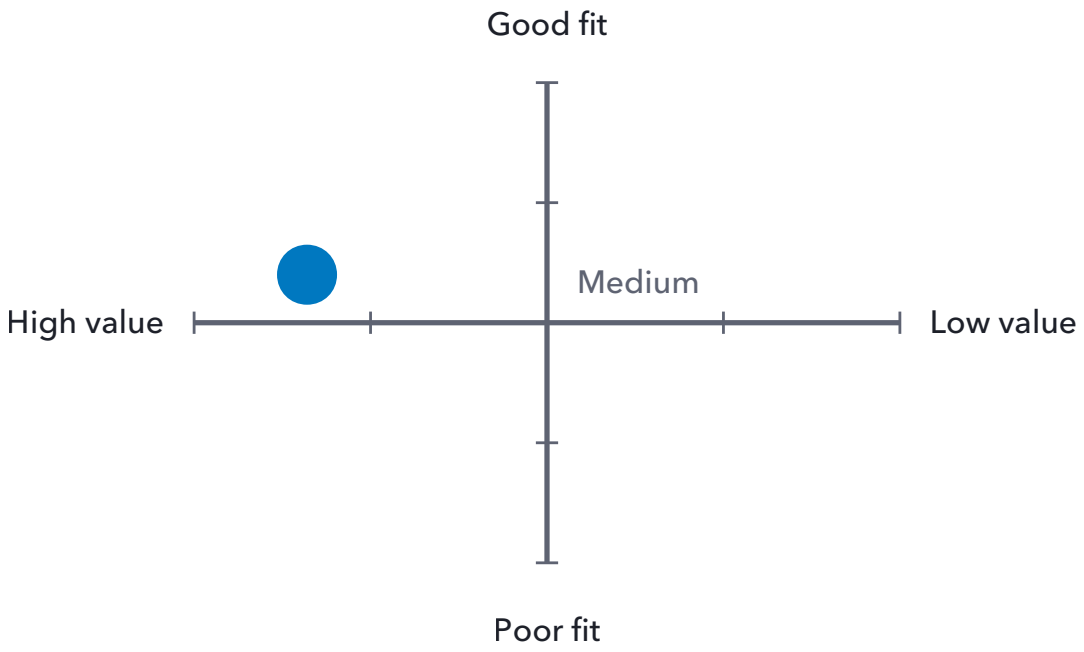

> A high-value opportunity with moderate fit; the agency must bridge the AOR gap to unlock the portfolio prestige.

Strategic Fit Summary

> Our digital velocity is a precision instrument, yet the requirement for traditional broadcast media is a blunt tool we do not currently possess. The fit is a tailored suit that pinches sharply at the shoulders of legacy agency requirements.
>
> We should frame our presence as the modern alternative to the stale, traditional tourism agency. By treating the destination as a living newsroom, we transform our lack of sector tenure into a disruptive and necessary competitive edge.

▽ Undercurrents

Decodes the emotional subtext, institutional psychology, and hidden tensions behind the brief.

What's shaping the brief that no one's put into words? The most powerful forces in a pitch are rarely written in the RFP. Culture moves before strategy catches up. Listen for what's unsaid, and build with that in mind.

Narrative Tone Mapping

Where creative instinct meets behavioural insight.

> **Primary Tone:** Formal and meticulously guarded.
>
> **Subtext:** "A palpable tension exists between a desire for 'out-of-the-box' innovation and a rigid, risk-averse administrative framework. The language is that of a cautious bureaucracy seeking a catalyst for change, provided that change occurs within strictly defined boundaries."

Notable Contradictions

- Demanding 'out-of-the-box' creativity while requiring strict adherence to existing brand standards.
- Seeking a 'long-term partner' while including aggressive non-proprietary and termination clauses.
- Requesting high-level strategic leadership within a relatively constrained monthly retainer.

Subtext Signals

Each one shapes how bold you can be, and where to tread lightly.

SIGNAL	INTERPRETATION
Mention of enthusiasm required 'even in accounting'.	Suggests a history of friction with previous agencies regarding billing disputes or administrative coldness.
Explicit prohibition of contact with Board members.	Indicates a highly controlled communication hierarchy and a desire to shield decision-makers from agency influence.
Reference to 'larger organisational transformation' accompanying a future rebrand.	The rebrand is a symptom; the real driver is a fundamental shift in how the DMO is governed or positioned.
Non-proprietary submission of all ideas.	A defensive posture designed to extract maximum strategic value without financial commitment or legal entanglement.

> The brief reads as a protective shell. It attempts to outsource the risk of innovation while retaining absolute control over the intellectual and political assets.

Emotional Intent Estimator

> The client is seeking the security of a safe pair of hands to manage the present, coupled with the hope of finding a visionary leader for their future transformation.

Client Constellation Estimator

Understanding this cast lets you tailor your tone, pacing, and proof.

ROLE	LIKELY FOCUS	POSSIBLE CONCERN
Director of Marketing Communications	Operational seamlessness and KPI delivery.	Agency failure reflecting poorly on their management of the AOR relationship.
CEO	The 'organisational transformation' and long-term legacy.	Whether the agency can actually pivot from stewardship to radical reinvention.
The Board / Taskforce	Economic ROI and the mitigation of 'over-tourism'.	Political backlash from residents if tourism growth compromises quality of life.
Regional Stakeholders (9 Jurisdictions)	Fair visibility for their specific locale under the 'Monterey' umbrella.	Being overshadowed by 'marquee' attractions like the Aquarium or Pebble Beach.

> Success depends on navigating a fragmented stakeholder map where local pride often clashes with central brand cohesion.

Strategic Questions

Questions to explore, and signals that you understand the real terrain.

- **Which specific SMARI metrics currently show the most significant gap between intent and actual overnight visitation?**
  This clarifies the primary friction point in the consumer journey. (safe)
- **How is the 'partner handoff' metric currently weighted against overall brand awareness in board reviews?**
  Determines if the client values direct conversion over long-term equity. (safe)
- **Beyond the creative assets, what does 'success' look like for the internal organisational transformation mentioned?**
  Probes the deeper drivers of the future rebrand. (safe)
- **Where does the tension lie between the drive for 'out-of-the-box' work and the current strict brand guidelines?**
  Tests the client's actual appetite for risk versus their stated desire for innovation. (moderate)
- **To what extent is the 'over-tourism' concern a strategic constraint versus a political narrative for the residents?**
  Addresses the potential contradiction between driving visits and limiting impact. (bold)

Agency Mirror Check

A reflection of why your agency is uniquely suited to navigate the client's tension points.

> This brief challenges DAYGLOW™ to trade its high-velocity agility for the patience of a diplomatic steward.

Control / Trust Spectrum

Client's desire to retain control versus hand over creative autonomy.



Control Trust

> High control. The legalistic constraints and communication silos suggest a low-trust environment.

Legacy / Renewal Spectrum

Appetite for protecting the past versus embracing reinvention.



Legacy Renewal

> Balanced. They are protecting the current asset while explicitly planning for its eventual replacement.

Drift / Cohesion Spectrum

Degree of internal team alignment versus conflicting priorities.



Drift Cohesion

> Fragmented. The struggle to unite diverse jurisdictions under one name suggests significant internal drift.

Internal Narrative

How the organisation sees itself, and what internal story it may be trying to rewrite.

> We are maintaining a stable facade for our stakeholders while privately preparing for a radical structural shift, and we need an agency that can follow orders today but lead the revolution tomorrow.

Client Ghosts & Patterns

Read this to see what unsaid things might be affecting decisions.

THEME	EVIDENCE SOURCE	IMPLICATION
Administrative Trauma	Requirement for enthusiasm in the accounting department.	Billing accuracy and professional courtesy in finance will be as important as the creative work.
IP Anxiety	Strict non-proprietary clauses for all RFP submissions.	The client may have previously felt 'held hostage' by an agency's proprietary processes.
Regional Friction	The identified challenge of connecting diverse places to the 'Monterey' name.	The agency will spend significant time mediating between different local interests.

Strategic Pattern Recognition

Reveals what kind of institutional story they're living, whether they know it or not.

> **Pattern Match:** The Transitional Guardian
>
> **Cultural Drift:** A shift from traditional destination marketing toward sustainable, 'responsible' tourism management.
>
> **Political Topography:** A complex web of local government interests and a protective central administration.

Caveats / Risks

Leverage points for honest strategy or scope control.

- **Budget-Scope Mismatch**
  The monthly fee is lean for a full AOR including complex media buying across multiple markets.
- **Traditional Media Gap**
  The agency's content-first strength may clash with the client's requirement for broadcast and TV expertise.
- **Bureaucratic Friction**
  The agency's nimble, high-velocity modality may be stifled by the client's rigid communication silos.
- **The Rebrand Carrot**
  The promise of a future rebrand is a strategic lure that may not materialise for several years.
- **Stakeholder Complexity**
  Managing nine jurisdictions requires a level of political diplomacy that exceeds standard creative account management.

Undercurrents Summary

> The client is a fortress of cautious bureaucracy, shielding its decision-makers while privately longing for a bold catalyst. There is a sharp, silent tension between their stated demand for innovation and their rigid, protective grip on control.
>
> We must act as a diplomatic bridge, offering the psychological security of a safe pair of hands. Patience is our primary currency here, ensuring every creative leap is anchored in absolute, flawless administrative perfection.

Context

The situational map that surfaces the landscape the client is navigating.

What changes when you zoom out just far enough?
Meaning depends on where you stand.
A sharp idea in the wrong frame won't land.
Or worse, it'll backfire.
So we map the landscape, to understand.

Recent Signals Sweep

Key moves and public actions that hint at the client's strategic direction.

SOURCE TYPE	SURFACE EVENT	AGENCY LEVERAGE
Corporate Announcement	Launch of FY2026–27 Business Plan and 'Find Your Way Here 2.0' campaign in October 2026.	The shift to a '2.0' version suggests a pivot toward high-value, luxury, and international segments over raw volume.
Policy Update	Implementation of a roadside parking ban at Bixby Bridge in June 2026 to curb 'photo tourism'.	A clear signal that visual 'Instagrammability' is now a liability; creative must pivot toward deeper, less disruptive engagement.

SOURCE TYPE	SURFACE EVENT	AGENCY LEVERAGE
News Coverage	Carmel-by-the-Sea temporarily halted tourism marketing funds in June 2026 following resident outcry over overcrowding.	Highlights a fragile relationship with local stakeholders; the agency must lead with 'stewardship' rather than 'promotion'.
Infrastructure Event	Full reopening of the Highway 1 Big Sur stretch in March 2026 after multi-year closures.	Creates a surge in 'circuit' travellers; opportunity to redirect this flow toward under-visited areas of the county.
Economic Report	Tourism spending reached a record $3.3 billion in 2025, with a high ROI of $461 per advertising dollar.	Provides a strong mandate for efficiency but increases pressure to prove that growth does not compromise quality of life.

> The brand is transitioning from a growth-at-all-costs recovery phase to a sophisticated era of managed demand and resident diplomacy.

Field Latitude

How much freedom the environment allows for bold moves.



Tightrope Wide lane

> There is significant appetite for strategic evolution, provided it solves the tension between economic growth and resident resentment.

Category Pressure Scan

Pressures affecting all players in this space.

> The sector is shifting from traditional destination marketing to 'regenerative tourism', where success is measured by community benefit rather than visitor volume. AI-driven itinerary planning and 'influencer fatigue' are forcing a move toward authentic, high-fidelity storytelling over curated aesthetics.

Sector Ghosts & Shadows

Unspoken tensions that could shape the brief.

THEME	SOURCE	IMPLICATION
The Instagram Trap	Bixby Bridge parking bans and 'selfie' traffic jams.	A fear that the brand has become a backdrop for social media rather than a meaningful destination.
The Luxury Divide	Tension between high-end Pebble Beach/Carmel and accessible Monterey Bay.	The risk of alienating the 'everyman' traveller while trying to court the ultra-high-net-worth segment.
Infrastructure Fragility	Repeated Highway 1 landslides and closures.	A latent anxiety that the destination's primary draw is physically precarious.

> The brand is haunted by its own visibility, where the very images that drive demand are now the primary source of local friction.

Sector Risk Perception

Highlights perceived vulnerabilities within the category. Use to sharpen tone or differentiation.

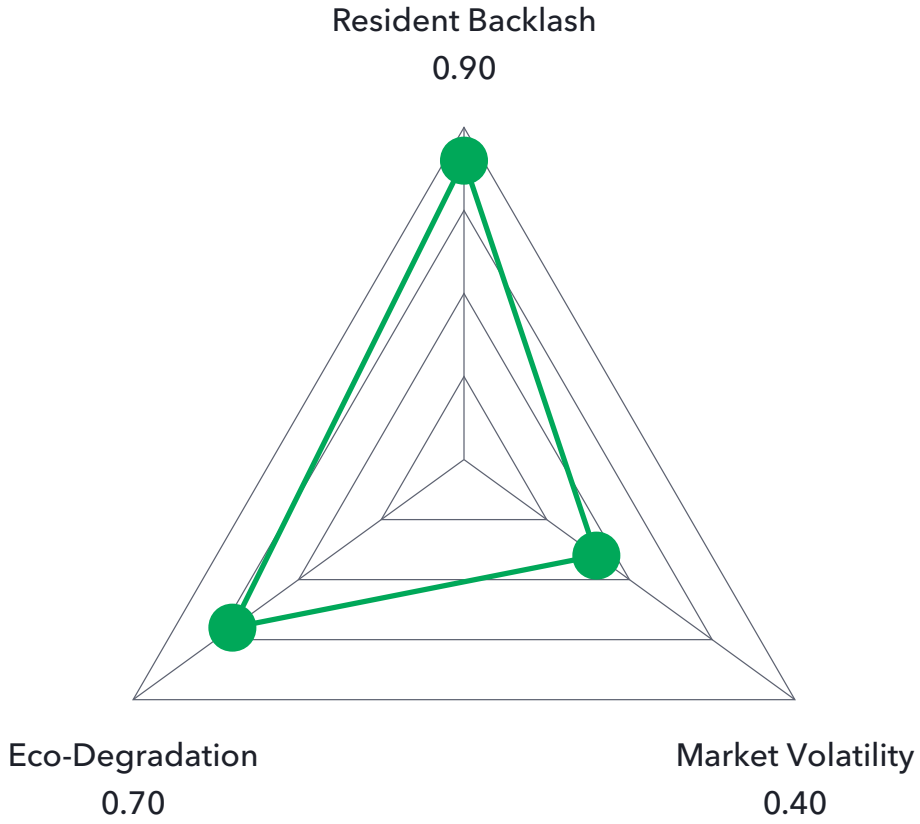

> The primary threat is social, not economic; the agency must prioritise 'social licence to operate' over traditional reach metrics.

Digital Reality Check

Summarises their relative strength across platforms.

CHANNEL	PRESENCE LEVEL	CONTENT QUALITY	ACTIVITY	RELEVANCE TO BRIEF
Website	✔	✔	✔	✔

CHANNEL	PRESENCE LEVEL	CONTENT QUALITY	ACTIVITY	RELEVANCE TO BRIEF
Instagram	✓	✓	✓	✓
TikTok	✓	−	▼	−
LinkedIn	✓	−	▼	✓
YouTube	✓	−	✗	−

> Strong consumer-facing presence with emerging AI integration, though B2B and long-form video channels remain underutilised relative to group business goals.

Strategic Maturity Index

Scores the organisation's communications sophistication across key signals.

Tier: Structurally Sound

Signal Basis:

- Implementation of the MCT 2030 long-term strategic roadmap.
- Sophisticated ROI tracking ($461 return per $1 spend).
- Early adoption of AI tools (AI Otter guide) to enhance UX.

> The client is no longer operating tactically; they possess the data and framework to support highly ambitious, precision-targeted creative work.

Strategic Maturity Differential

Positioned against sector norms using a 0–1 scale maturity score.



> The client is significantly ahead of the sector average, suggesting they will expect a partner who can match their data-led rigour.

Audience Mood Tracker

Relative audience mood across nine quarters. Follow the faces from left to right; higher positions indicate more positive sentiment. Scores are a relative index, not survey percentages.

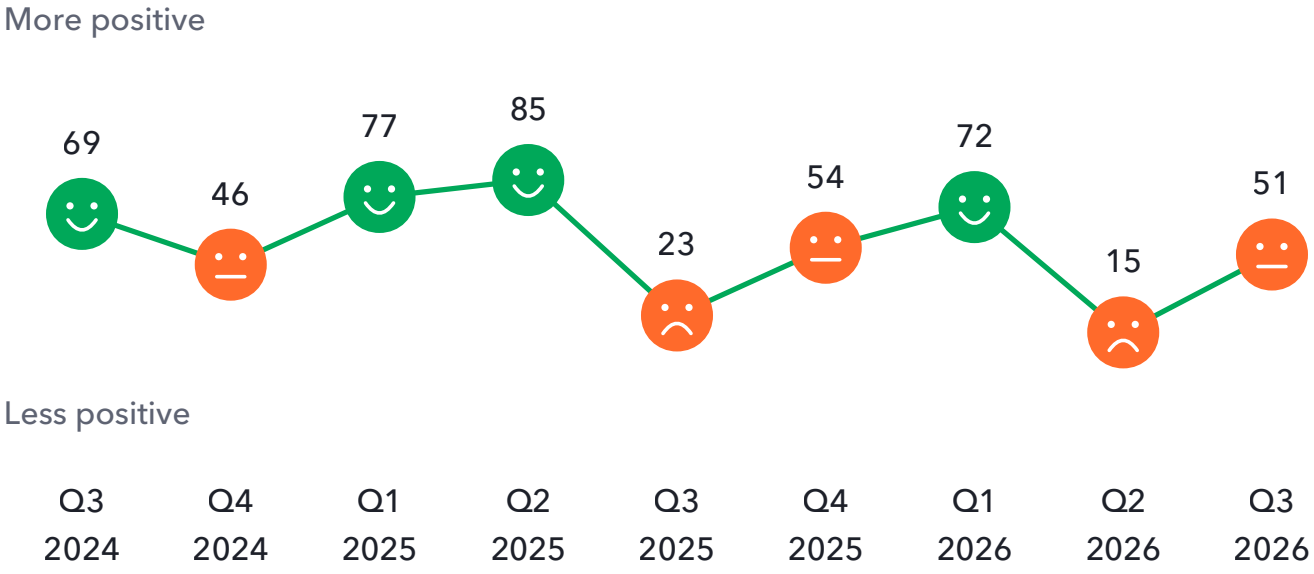

Sentiment is highly seasonal and volatile, peaking during winter escapes but crashing during summer surges. The sharp drop in Q2 2026 reflects the 'perfect storm' of Highway 1 reopening and subsequent overcrowding, creating a critical need for a narrative that manages expectations.

Mini-Competitive Snap

Compares benchmark players and what they've done differently.

Napa Valley

Campaign: Sustainable Sips

Format: UGC / Editorial

Platforms: Instagram/Web

Key move

Aggressively linking luxury consumption with environmental preservation.

San Diego

Campaign: World Cup Hub

Format: Integrated / Event-led

Platforms: Omnichannel

Key move

Using global mega-events to pivot from 'beach town' to 'global city'.

San Francisco

Campaign: The Comeback

Format: High-production Video

Platforms: CTV/Digital

Key move

Directly addressing urban challenges to rebuild trust with domestic travellers.

> Peers are moving away from generic 'beauty' shots toward narratives of resilience and sustainability, leaving a gap for Monterey to own the 'stewardship' angle.

Strategic Opportunity

The core opportunity this client has - if they get it right.

> Shift the brand from 'Destination Marketing' to 'Destination Stewardship', inviting travellers to be partners in the county's preservation rather than mere consumers of its vistas.

Context Summary

> The destination is currently caught in a volatile clash between record-breaking economic success and a fragile social license. Local resentment has effectively turned the region's iconic beauty into a lightning rod for resident anger.
>
> Yet, the global shift toward regenerative tourism offers a rare path to redefine luxury through the lens of stewardship. By treating the landscape as a precious heirloom rather than a consumer product, the brand can finally align economic gain with community peace.

Tempo

Unpacks the client's rhythm... how fast they want to move vs. how fast they can.

Why do some ideas hit now, and others miss by moments? Timing isn't detail. It's decision. The same message, shifted by a beat, becomes momentum, or static. Here's how we tune the rhythm to the moment.

Pace Layer Map

Breaks down rhythm across operational, emotional, strategic, and political dimensions.

LAYER	OBSERVATION	NOTES
Operational	Reactive and fragmented.	Immediate policy pivots, such as parking bans, suggest a tempo driven by crisis management.
Emotional	High-tension volatility.	A sharp dissonance exists between the euphoria of record spending and the resentment of local residents.

LAYER	OBSERVATION	NOTES
Strategic	Measured and architectural.	The MCT 2030 roadmap provides a steady, long-term pulse that contradicts the surface-level chaos.
Political	Fragile and defensive.	The halting of marketing funds indicates a rhythm of sudden stops and starts based on social license.

> The organisation is operating in a state of temporal schizophrenia. While the strategic horizon is clear and distant, the operational reality is a series of jagged, reactive bursts.

Tempo Calibration Gauge

The gauge tests whether the brief's ambition is supported by the organisation and the market. Each bar is an assessment from 0 (little support evident) to 1 (strong support evident), based on the available brief and context. Bars grow outwards from the centre; left and right are separate measures, not opposing choices.

Innovation measures openness to new ideas; **Articulation**, how clearly and consistently the ambition is expressed. **Foundation** covers the strength of existing assets and presence; **Resources**, whether time, talent and budget can support the ambition. **Infrastructure** assesses the fit of platforms, systems and delivery channels; **Receptivity**, the audience's or market's readiness to engage.

Read across each pair, then compare all six bars. Look for gaps between the ambition and the support needed to deliver it. A low bar identifies something to clarify, strengthen or accommodate in the proposal; a high bar signals support to build on. Use the pattern to decide what can move now, what needs preparation and what to validate with the client. These are directional judgements, not measured performance scores.

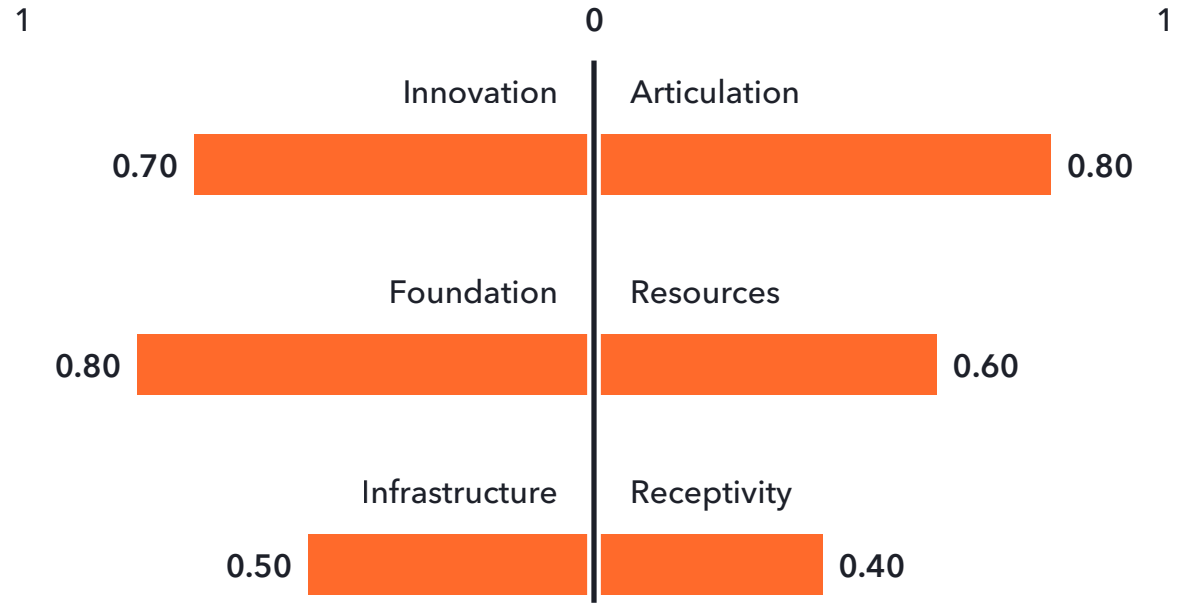

> High ambition and strong foundations are colliding with a hostile social environment. This is a friction state where strategic readiness is outstripping the community's willingness to cooperate.

Deadline Compression Diagnostic

Highlights the parts of the timeline most likely to break under pressure.

PHASE	COMPRESSION LEVEL	RISK IMPACT
Strategic Repositioning	✔	Low; the 2030 roadmap provides ample conceptual breathing room.
Creative Pivot	▼	Moderate; the shift to 'Stewardship' must be codified before the October 2026 launch.
Stakeholder Diplomacy	✕	High; resident backlash is an immediate threat that could freeze funding again.

> Pressure is not concentrated in production, but in diplomacy. The primary risk is a collapse of social trust, which would render any creative output irrelevant or unwelcome.

Time-Horizon Framing

Use this to decide if your proposal needs to prove speed, vision, or both.

> The client is thinking in decades but feeling the heat of the current season. They seek a permanent shift in visitor behaviour, not a temporary spike in numbers.

Rhythm • Risk • Resolution

This helps calibrate your approach: whether to push bold ideas or anchor in data.

AXIS	CHARACTERISATION
Rhythm	Seasonal and bursty, punctuated by infrastructure shocks.
Creative Risk	Cautiously progressive; eager to evolve but terrified of further 'Instagramming'.
Resolution	Consensus-driven and diplomatic, prioritising stewardship over growth.

> We are entering a culture of managed demand. The tempo is no longer about acceleration, but about the art of the brake.

Commitment Escalation Curve

Describes how the client is likely to build trust and commit across a working relationship.

> A cautious transition from volume-led growth to value-led stewardship, contingent on resident approval.

Lead–Lag Symmetry Check

Maps alignment (or mismatch) between ambition and delivery infrastructure.

> Strategic maturity is high, but physical and social infrastructure is lagging and fragile.

High-Load Zones

Highlights when and where effort will peak across a typical delivery timeline.

- Q3 2026 Pre-Launch
- October 2026 Launch
- Summer Surge Peak

Tempo Summary

> The organisation is navigating a state of temporal schizophrenia, where a steady long-term roadmap collides with jagged operational crises. This dissonance creates a rhythm of sudden stops and starts driven by political instability.
>
> While strategic ambition and data readiness are high, the social environment remains a frozen lake, resisting further movement. Success requires the art of the brake, ensuring every forward move is perfectly synchronised with the community's willingness to cooperate.

Stance

Defines how your response should behave. This is your voice calibration layer.

What do you stand for when nobody is watching? Positioning: a pivotal pressure point. Voice, tone, and point of view colour everything. Here we shape the posture that makes every move make sense.

Perspective Checks

Use these to guide internal discussions, sharpen interpretation and ground the response.

LENS STRING	SIGNAL STRING
Social Licence	Avoid any language suggesting 'growth' or 'increased volume'. Lean heavily into 'stewardship' and 'managed demand' to appease resident volatility.
Strategic Maturity	Do not oversimplify the approach. The client is data-led and structurally sound, meaning they will dismiss purely intuitive or 'vibes-based' creative.

LENS STRING	SIGNAL STRING
The Aesthetic Trap	Avoid the 'Instagrammable' cliché. Visuals that feel too curated or 'influencer-ready' may be perceived as a liability rather than an asset.
Luxury Positioning	Navigate the divide between ultra-luxury and accessibility. Ensure the shift to high-value segments does not appear as an elitist erasure of the 'everyman' traveller.
Infrastructure Fragility	Avoid ignoring the precarious nature of Highway 1. Instead, frame this fragility as a source of exclusivity and a reason for mindful visitation.

Tone Calibrations

Use this to shape tone, posture, and behavioural nuance — how the agency shows up, not just what it says.

- **Adopt the persona of a guardian rather than a promoter.**
  Shift the narrative from attracting visitors to protecting the destination. This aligns the agency with the client's need for resident diplomacy.
- **Speak the language of 'managed demand'.**
  Replace growth metrics with value and quality indicators. This demonstrates an understanding of the current social friction.
- **Match the client's analytical rigour.**
  Ground every creative leap in the MCT 2030 roadmap. Evidence-backed logic will build trust with a strategically mature client.
- **Prioritise depth over surface aesthetics.**
  Focus on high-fidelity storytelling that rewards slow engagement. This consciously pivots away from the 'selfie-tourism' that triggers local backlash.
- **Lead with an acknowledgement of the friction.**
  Address the tension between economic success and resident resentment head-on. Showing the 'scar tissue' proves the agency is not naive to the operational reality.

Tactical Moves

Actionable suggestions for how to shape the proposal's style, pace, and positioning.

- **Lead with the concept of 'Social Licence'.**
  Frame the success of the campaign by its ability to regain resident trust. This prioritises community benefit over traditional reach.
- **Reposition fragility as a luxury asset.**
  Frame the precarious nature of the landscape as a reason for exclusivity. This turns a physical liability into a narrative of rarity.
- **Pivot KPIs from volume to value.**
  Stress ROI per visitor and environmental impact over total arrival numbers. This aligns with the 'Quality over Quantity' internal narrative.

- **Propose 'low-impact' creative formats.**
  Emphasise channels and content that drive traffic to under-visited areas. This directly addresses the overcrowding issue at Bixby Bridge.
- **Explicitly anchor all work to the MCT 2030 Roadmap.**
  Show how the creative pivot serves the long-term architectural pulse. This provides the client with the internal justification needed for bold moves.

- **The Sophisticated Guardian.**
- Avoid the 'Promoter's Hype'; any hint of wanting to 'drive more traffic' will be perceived as a failure to understand the resident crisis.

Guidance Style

How to guide versus how to take charge.



> The agency should take a decisive lead in shaping the 'Stewardship' pivot. While the roadmap exists, the client is in a state of operational crisis and requires a confident hand to navigate the social minefield.

Creative Posture

Recommended creative energy and risk appetite.



> The posture should be conceptually bold but executionally measured. We must stretch the vision of what a DMO can be, while remaining disciplined enough to avoid triggering resident anger.

Tone & Texture

From diplomatic nuance to direct impact.



Diplomatic Direct

A diplomatic and nuanced tone is essential. The proposal must wrap strategic challenges in care, ensuring the 'brake' is applied with grace rather than abruptness.

Formality

From casual warmth to structured professionalism.



Formal Casual

Language should be professional, elevated, and structured. This reflects the client's high strategic maturity and the gravity of the political tensions they are managing.

Stance Summary

The agency must adopt the posture of the Sophisticated Guardian, blending analytical rigour with a protective, diplomatic energy. We should act as a tuning fork, aligning the client's high-level ambitions with the quiet requirements of local stability.

This stance earns trust by treating the destination's fragility as a luxury asset rather than a liability. By weaving a safety net of social license around the creative work, we transform a political minefield into a secure path for growth.

Interpretation

Reframes/clarifies the brief and task at hand.

What's really being asked, once the adjectives are stripped away? A clear ask is a rare gift. Where others confuse motion with meaning, we slow down to see straight. This is where we clean the lens and get to work.

Brief Recast

A decoded version of the RFP.

Objective

The Monterey County Convention & Visitors Bureau (MCCVB) requires a long-term Agency of Record to elevate the region's status as a premier global destination. The primary goal is to increase overnight visitation while ensuring the brand remains sustainable and welcoming.

This is not a search for a vendor, but a partnership. The selected agency will provide the strategic stewardship necessary to maintain current standards and eventually lead a full organisational transformation.

The Opportunity

Monterey County possesses a wealth of diverse, high-value attractions that currently lack a cohesive narrative. There is a significant opportunity to unify these disparate locations under a single, powerful 'Monterey' identity.

By integrating paid, earned, and owned channels, the agency can shift the perception from a collection of stops to a comprehensive destination. This strategic alignment will drive higher intent and longer stays.

Core Challenges

The central tension lies in the 'umbrella' problem. Travellers often fail to connect the county's various gems with the overarching Monterey brand name.

Furthermore, the agency must navigate the delicate balance between economic growth and resident quality of life. The goal is to attract high-value visitors without succumbing to the pitfalls of over-tourism.

- Fragmented brand perception across diverse geographic assets.
- The need to recover the high-yield group and meeting business segment.
- Managing the post-pandemic surge to protect the natural environment.
- Coordinating a complex ecosystem of existing PR and SEO partners.

Strategic Priorities

The immediate focus is the execution of a comprehensive annual marketing plan. This must bridge the gap between high-level strategic direction and tactical asset production.

A critical priority is the recovery of the group business sector. This requires a targeted approach to attract organisers and corporate entities back to the region.

- Establish a seamless integration of Paid, Earned, and Owned media.
- Implement a brand stewardship framework that ensures consistency across all global markets.
- Develop high-impact content marketing that delivers a measurable return on investment.
- Prepare the organisational foundation for a future comprehensive rebrand.

Deliverables

The agency will be responsible for the end-to-end creative and media lifecycle. This spans from high-level strategy to the production of granular sales collateral.

- Annual strategic marketing and creative direction plans.
- Full-scale media planning and cooperative buying strategies.
- Multi-channel asset production including Broadcast, Digital, Print, and Signage.
- Integrated content marketing plans and brand stewardship frameworks.
- Detailed performance reporting and annual activity summaries.

Timelines & Constraints

The initial engagement runs from July 2021 through June 2022. All work must adhere strictly to existing brand standards, as an immediate rebrand is not permitted.

The process is governed by strict confidentiality and non-proprietary rules. Direct contact with the Board or evaluation taskforce is strictly prohibited and will result in disqualification.

Summary

> This pitch is an exercise in architectural unification. We are not merely marketing a region, but weaving a fragmented archipelago of attractions into a single, cohesive continent that commands global respect.
>
> The team must now move as a single, unstoppable tide, sweeping away the noise of tactical lists to reveal a singular, irresistible destination. Our compass is a single, unwavering truth: we must shift the strategic objective from counting heads to capturing hearts.

Key KPIs

Lists explicit and implied success metrics.

KPI	TRACKING	NOTES
Client-Stated Overnight Visitation Volume High relevance	Hotel occupancy data and tourism tax records	The primary business driver for the region's economic health.
Client-Stated Intent to Visit (SMARI) High relevance	SMARI (Smith Travel Research) index	Measures the effectiveness of awareness campaigns in driving desire.
Client-Stated Group Business RFP Volume High relevance	Website RFP submission tracking	Direct measure of recovery for the meetings and conventions segment.
Implied Brand Association Score High relevance	Brand lift surveys and sentiment analysis	Measures if travellers correctly link diverse locations to the 'Monterey' brand.
Implied Resident Sentiment Index Medium relevance	Community surveys and social listening	Tracks the 'over-tourism' tension to ensure local support for growth.
Suggested Average Length of Stay Medium relevance	Hotel stay duration analytics	Encourages quality visitation over quantity to reduce environmental strain.

KPI	TRACKING	NOTES
Suggested Conversion Rate from Content to Booking Medium relevance	Attribution modelling and partner handoff tracking	Validates the ROI of the 'out-of-the-box' content marketing requested.

> The client focuses heavily on volume and intent, which are standard for tourism boards. However, the inclusion of 'over-tourism' as a pain point necessitates the addition of resident sentiment and length-of-stay metrics to ensure sustainable growth. The implied Brand Association KPI addresses the core strategic challenge of the 'umbrella' identity.

Channel Mix

Use this to guide platform strategy and team composition.

CHANNEL	WEIGHTING	NOTES
Client-Stated Broadcast (TV/CTV/Radio)	Primary High relevance	Essential for broad reach and establishing the 'premier destination' status.
Client-Stated Online Advertising & Digital Banners	Primary High relevance	Critical for driving immediate traffic and measurable partner handoffs.
Client-Stated Social Media & Content Series	Primary High relevance	The primary vehicle for storytelling and solving the fragmented perception problem.
Client-Stated Public Relations	Supporting Medium relevance	Managed via Fahlgren Mortine; requires tight agency alignment for earned media.
Client-Stated Print & Collateral	Supporting Medium relevance	Tactical support for physical touchpoints and traditional markets.
Implied LinkedIn	Supporting High relevance	Necessary for the recovery of the group and meeting business segment.

CHANNEL	WEIGHTING	NOTES
Implied Email Marketing	Supporting Medium relevance	Used for nurturing leads from RFPs and maintaining visitor engagement.
Suggested Creator/Influencer Partnerships	Experimental Medium relevance	Authentic storytelling to bridge the gap between different county locations.
Suggested Programmatic Retargeting	Supporting High relevance	Converts high 'intent to visit' into actual overnight bookings.

> The channel mix is traditionally broad, covering everything from TV to maps. I have suggested LinkedIn and retargeting to specifically address the group business recovery and the conversion of 'intent' into 'action'. The suggested creator partnerships serve as a modern solution to the brand fragmentation issue.

△ Creative Voltage

The provocation layer. Unlock new angles
when the brief feels too narrow or functional.

Why do some ideas light up the room, and others just sit there? True. Brave. Timely. Simple. Sticky. Surprising. The best ideas have at least three. This is where we tap the current that has the power to change the game.

Preamble

The brief is a dormant volcano of quiet luxury. We must strike the match by treating the gaps between destinations not as voids, but as the very fabric of the visitor's experience.

Let us conjure a sanctuary that cures the modern digital ache through a symphony of intentional stillness. We will weave a gold thread through the coast, turning a fragmented map of stops into a singular pilgrimage of the soul.

A ♠

Sideways Signal

A constellation of coastal stars.

Weave a single gold thread.

The ocean as a shared lung.

♠ ♠ A

A ♣

Push 10%

Demand more from the visitor.

Make luxury feel like a duty.

Trade volume for absolute devotion.

♣ ♣ A

A ♥

The Wrong Door

Market it as a secret.

Treat the county like a museum.

Ban the word tourism entirely.

♥ ♥ A

A ♦

Locked-Room Key

Find freedom in old rules.

Let strict boundaries create desire.

Sculpt beauty from existing lines.

♦ ♦ A

K ♠

Right Now

Cure the modern digital ache.

Offer a sanctuary from noise.

Answer the craving for stillness.

K ♣

Against the Grain

Celebrate the gaps between places.

Reject the polished travel brochure.

Make the journey the destination.

K ♥

Human Truth

Seek the feeling of belonging.

Honor the quiet local rhythm.

Solve the loneliness of luxury.

K ♦

Future Back

Protect the silence of tomorrow.

Imagine a world without crowds.

Build a legacy of restraint.

∴ Narrative

The narrative structure and slide sequence recommended for your pitch.

Why do some decks feel like stories, and others like slides? Logic wins minds. Narrative moves hearts. When built well, it doesn't just explain the thinking; it builds belief. Not a script. A spine.

The Story

Imagine a traveller who visits a dozen beautiful places but leaves feeling they have seen nothing at all. They have spent their days collecting polished pebbles on a beach, but they have entirely missed the majesty of the shoreline.

The moral of this journey is clear: the true win is not found in the volume of the visit, but in the emotional depth of the connection.

We are not mere vendors of visibility, but the chosen custodians of a coastal legacy. We bring a disciplined restraint and the strategic patience required to protect the very silence that makes the region precious to the world.

Our offer is a steady hand on the tiller, guiding the region toward a future of sustainable prestige with a quiet, confident authority. We do not shout to be heard; we create a space where the world wants to listen.

We move forward to ensure that the sanctuary of today remains the sacred inheritance of tomorrow. We shall be the lighthouse that guides the right guests to the right shore, ensuring the flame never falters.

Narrative Spine

This is a working structure, not a prescription. The slides and flow are here to guide you, but use your judgment to adapt, expand, or trim as the situation requires.

1

SLIDE 1

Opening Spark

CREATIVE

To immediately shift the energy from a business transaction to an emotional experience. It establishes the region not as a map of sites, but as a feeling of sanctuary.

Evoke the 'constellation of coastal stars' imagery. Focus on the craving for stillness and the region's ability to cure the modern digital ache.

From the feeling of the place to the people who will protect it.

2

SLIDE 2

Team Snapshot

ACCOUNT

To introduce the agency as a partner in stewardship rather than a third-party vendor. It frames the team as the guardians of the Monterey legacy.

Present the core team as strategic stewards. Emphasise the shared commitment to sustainable growth and long-term organisational transformation.

The right people, backed by the right experience.

3

SLIDE 3

Quick Creds

ACCOUNT

To provide immediate professional validation and remove perceived risk. It proves the agency can handle the scale and prestige of a global destination.

Highlight high-value tourism and luxury brand experience. Focus on a track record of managing complex, multi-stakeholder ecosystems.

Proven capability applied to the current landscape.

4

SLIDE 4

Context / Landscape

STRATEGY

To acknowledge the current state of the region with objectivity and grace. It sets the stage by contrasting the region's inherent value with its fragmented perception.

Discuss the wealth of diverse attractions. Note the current disconnect where visitors see individual 'stops' rather than a cohesive destination.

A wealth of assets, yet a missing connection.

5

SLIDE 5

Problem / Tension

STRATEGY

To articulate the 'umbrella problem' as the central strategic hurdle. It highlights the tension between economic growth and resident quality of life.

Clearly define the fragmentation of the brand identity. Address the risk of over-tourism and the need for high-yield, low-impact visitation.

The tension defines the opportunity for a new approach.

6

SLIDE 6

Promise / Possibility

STRATEGY

To paint a vision of the future where the fragmented pieces are unified. It promises a shift from volume-driven tourism to absolute devotion.

Imagine a world where every 'gem' in the county strengthens the overarching Monterey brand. Describe the outcome of increased overnight stays and sustainable prestige.

To reach this possibility, we need a new strategic lens.

7

SLIDE 7

Strategic POV

STRATEGY

To introduce the intellectual framework that will solve the problem. It moves the conversation from 'marketing' to 'stewardship'.

Propose the 'Gold Thread' philosophy. Explain how weaving disparate assets into a single narrative creates a comprehensive destination experience.

This point of view manifests as a single, powerful unlock.

8

SLIDE 8

Big Idea / Unlock

CREATIVE

To provide the creative North Star that unifies the strategic POV. It is the conceptual bridge between the 'umbrella problem' and the solution.

Present a conceptual platform that celebrates the gaps between places. Frame the journey itself as the primary destination.

A concept that lives within the existing brand boundaries.

9

SLIDE 9

Creative Mockups

CREATIVE

To prove that beauty can be sculpted from existing constraints. It demonstrates how the 'Gold Thread' looks in practice without breaking brand standards.

Show a range of assets across Broadcast and Digital. Demonstrate a sophisticated, restrained aesthetic that appeals to high-yield visitors.

Visual excellence driven by deep audience insight.

10

SLIDE 10

Audience / Data

STRATEGY

To ground the creative vision in human truth and commercial reality. It identifies the specific high-value segments that drive overnight stays.

Detail the profiles of the high-yield leisure visitor and the corporate group organiser. Use data to justify the focus on quality over quantity.

Understanding the audience reveals the deeper human truth.

11

SLIDE 11

Strategic Insights

STRATEGY

To uncover the psychological driver that will make the campaign resonate. It moves beyond demographics to address the 'modern digital ache'.

Explore the craving for stillness and authentic belonging. Connect the region's natural quietude to the visitor's need for a sanctuary.

An insight that separates Monterey from its competitors.

12

SLIDE 12

Competitive Analysis

STRATEGY

To position Monterey against other premier global destinations. It identifies the 'white space' where Monterey can own the narrative of restraint.

Compare the 'polished brochure' approach of competitors with Monterey's opportunity for authentic, quiet luxury. Highlight the unique combination of assets the county possesses.

Winning the landscape requires a precise channel strategy.

13

SLIDE 13

Media / Channel Plan

STRATEGY

To demonstrate how the narrative will be distributed to ensure maximum impact. It bridges the gap between high-level strategy and tactical execution.

Outline the integration of Paid, Earned, and Owned media. Specifically detail the use of LinkedIn for group business recovery and programmatic retargeting for conversion.

The right channels, managed through a rigorous approach.

14

SLIDE 14

Plan / Approach

ACCOUNT

To provide confidence in the agency's ability to manage the complex ecosystem. It outlines the brand stewardship framework.

Detail the process for coordinating PR and SEO partners. Explain the annual marketing cycle from strategic direction to granular asset production.

A structured approach delivered across a clear timeline.

15

SLIDE 15

Timeline / Phasing

ACCOUNT

To set realistic expectations for the initial engagement. It maps the path from immediate execution to future transformation.

Phase the work from July 2021 through June 2022. Clearly mark the period of brand stewardship before the eventual organisational rebrand.

The timeline is supported by a dedicated expert team.

16

SLIDE 16

Team Deep Dive

ACCOUNT

To map specific agency expertise to the client's deliverables. It proves the agency has the depth to handle everything from broadcast to sales collateral.

Connect specific team members to the key deliverables. Highlight the synergy between the creative and strategic leads.

Expertise that is proven in the real world.

17

SLIDE 17

Proof / Case Studies

ACCOUNT

To provide evidence of the agency's ability to deliver on the promised KPIs. It transforms the pitch from a promise into a probability.

Showcase examples of unifying fragmented brand architectures. Provide evidence of driving overnight visitation in similar high-value destinations.

Success is defined by measurable impact.

18

SLIDE 18

Measurement / KPIs

STRATEGY

To establish a shared definition of success. It demonstrates a commitment to accountability and sustainable growth.

Focus on SMARI index, overnight volume, and Group RFP volume. Include resident sentiment and length-of-stay to address the over-tourism tension.

The metrics are clear, the chemistry is the final piece.

19

SLIDE 19

Why Us / Chemistry

ACCOUNT

To seal the emotional bond between the agency and the client. It frames the partnership as a natural alignment of values and ambition.

Reiterate the role of the agency as a steward of the region's legacy. Emphasise the shared desire to protect the silence of tomorrow.

A partnership ready to begin.

20

SLIDE 20

CTA / Next Steps

ACCOUNT

To provide a clear, low-friction path to commencement. It maintains the momentum generated throughout the pitch.

Propose an immediate alignment session on the annual marketing plan. Outline the first 30 days of the stewardship framework.

Get the juice from the brief.

Duane Melius
Founder, Perfect Pitch

duane@wemakesense.org
+44 7984 088361
perfectpitch.site

Perfect Pitch

Unauthorised use, reproduction or distribution is prohibited.
© 2026 Perfect Pitch. All rights reserved.